

# **INVERTEK®**

## **AUTO TRANSFER SWITCH (ATS)**

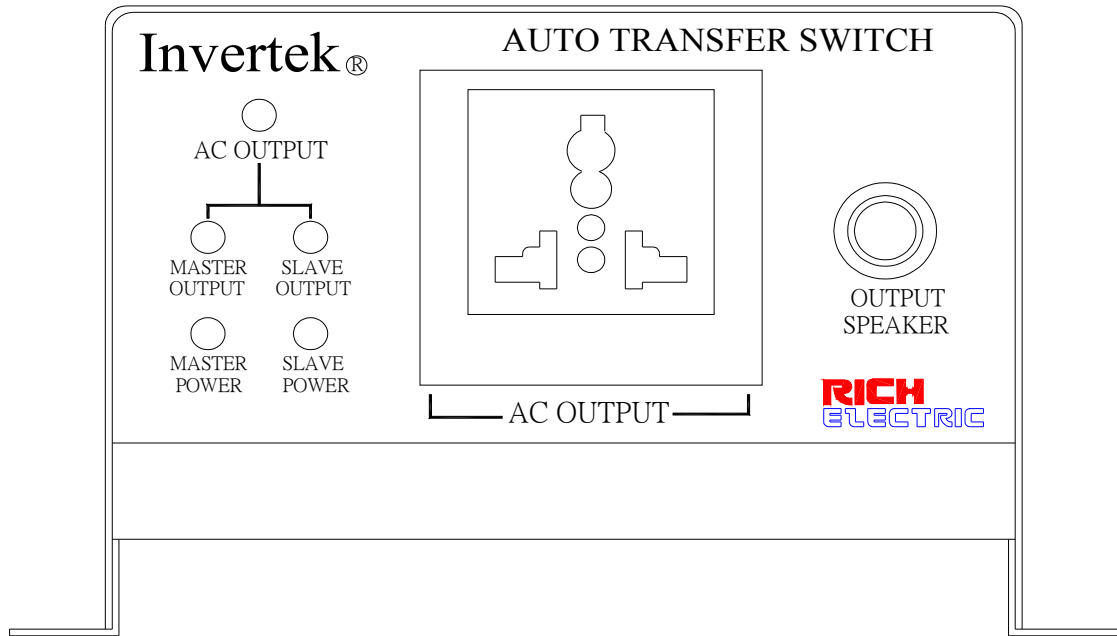


## **USER MANUAL**

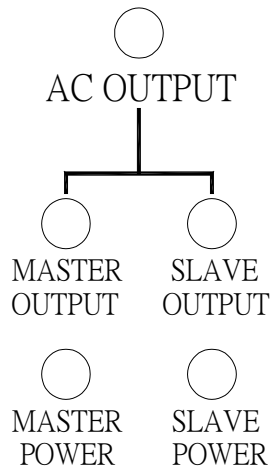




## Front Panel



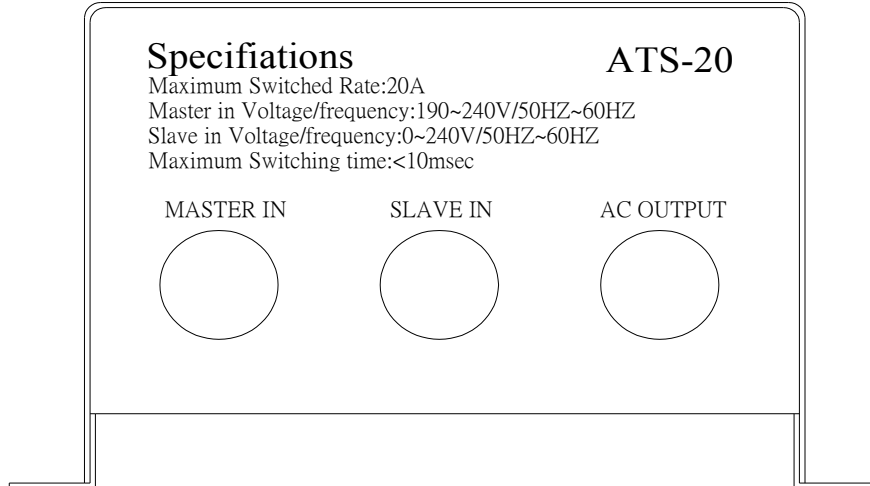
## LED Indicators



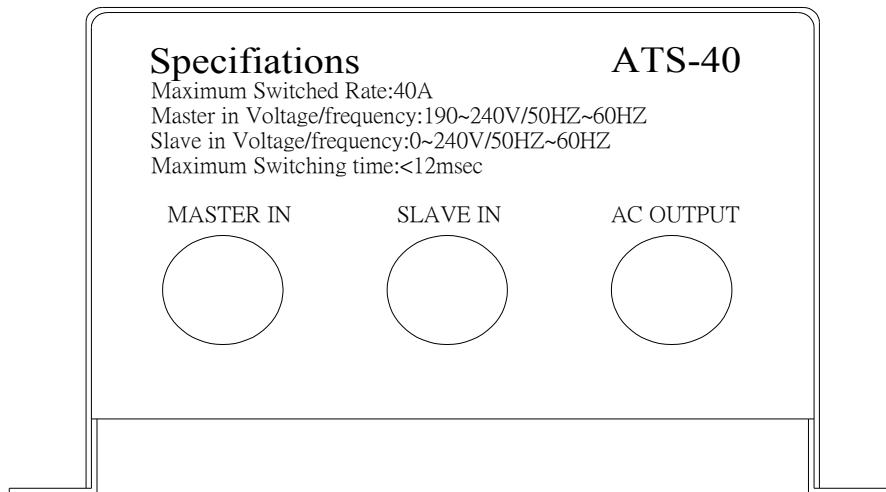
<b>MASTER POWER</b>	The Master power within the specified voltage and frequency has been input.
<b>SLAVE POWER</b>	The Slave Input power within the specified voltage and frequency has been input.
<b>MASTER OUTPUT</b>	The appliances are running on the Master source as a priority.
<b>SLAVE OUTPUT</b>	The appliances are running on the Slave source when the Master source fails.
<b>AC OUTPUT</b>	The AC output has been successfully supplied from either MASTER POWER or SLAVE POWER.

## Rear Panel

### ATS-20



### ATS-40



## Specifications

Model No.	ATS-20	ATS-40
<b>Maximum switched capacity</b>	20A	40A
<b>Master Input</b>		
<b>Voltage</b>	190-240 volts	190-240 volts
<b>Frequency</b>	50Hz/60Hz (selectable)	50Hz/60Hz (selectable)
<b>Slave Input</b>		
<b>Voltage</b>	0-240 volts	0-240 volts
<b>Frequency</b>	Not monitored	Not monitored
<b>Thresholds for output of Master</b>		
<b>For switching to Slave</b>	180 volts	180 volts
<b>For switching to Master</b>	188 volts	188 volts
<b>Continuous stability interval</b>	30 sec	30 sec
<b>Dimensions (H x W x D)</b>	95 x 130 x 220 mm	95 x 130 x 255 mm